



# Tiradores y pomos



6.1 - TIRADORES.....	406-425
6.2 - UÑEROS Y TIRADORES PARA CORREDERAS.....	426-435
6.3 - POMOS.....	436-441

REDONDOS

Vidrio 6 a 12 mm

### TIRADOR DOBLE Ø 15 mm

Acabados:

AISI-316 L

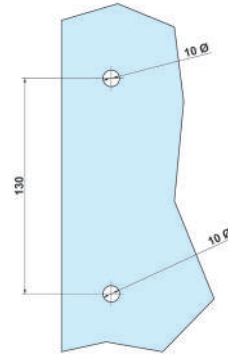
C.C. = 130 L = 170

Inox brillo	4299 IB
Inox mate	4299 IM

AISI-304

C.C. = 130 L = 170

Inox brillo	4299.10 IB
Inox mate	4299.10 IM



T2017 A316L  
T2017 A304  
T2017S A316L  
T2017S A304

### TIRADOR SIMPLE Ø 15 mm

Acabados:

AISI-316 L

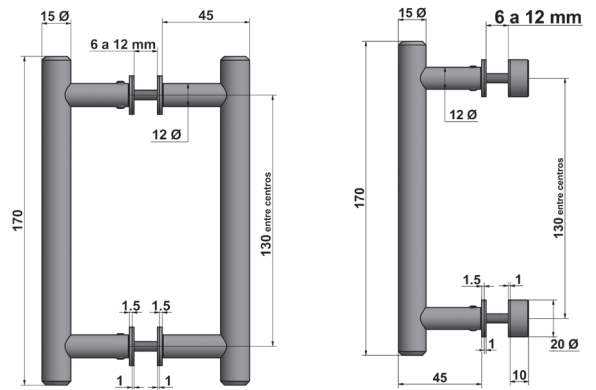
C.C. = 130 L = 170

Inox brillo	4299.1 IB
Inox mate	4299.1 IM

AISI-304

C.C. = 130 L = 170

Inox brillo	4299.11 IB
Inox mate	4299.11 IM



### TIRADOR DOBLE Ø 30 mm

AISI-304

Acabados:

C.C. = 200 L = 400

Inox brillo	4296.5 IB
Inox mate	4296.5 IM

C.C. = 250 L = 500

Inox brillo	4297.5 IB
Inox mate	4297.5 IM

C.C. = 300 L = 600

Inox brillo	4298.5 IB
Inox mate	4298.5 IM



T4730  
T4730 -S

### TIRADOR SIMPLE Ø 30 mm

AISI-304

Acabados:

C.C. = 200 L = 400

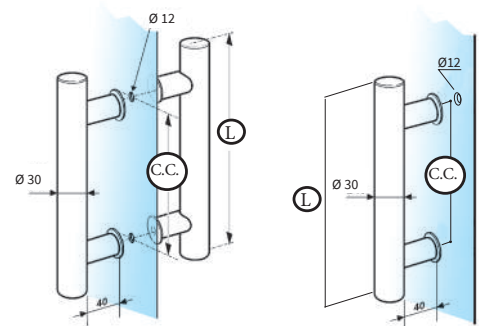
Inox brillo	4296.6 IB
Inox mate	4296.6 IM

C.C. = 250 - 500

Inox brillo	4297.6 IB
Inox mate	4297.6 IM

C.C. = 300 - 600

Inox brillo	4298.6 IB
Inox mate	4298.6 IM



C.C.	L
200	400
250	500
300	600

C.C.	L
200	400
250	500
300	600

\* Opción pared bajo pedido

**TIRADOR DOBLE Ø 30 mm**

T4757  
T4757 - S

**Acabados:**

**L = 200**

Plata brillo	<b>4296 PB</b>
Plata mate veloux	<b>4296 PM</b>
Metacrilato plata brillo	<b>4296 MPB</b>
Metacrilato plata mate	<b>4296 MPM</b>

**L = 250**

Plata brillo	<b>4297 PB</b>
Plata mate veloux	<b>4297 PM</b>
Metacrilato plata brillo	<b>4297 MPB</b>
Metacrilato plata mate	<b>4297 MPM</b>

**L = 300**

Plata brillo	<b>4298 PB</b>
Plata mate veloux	<b>4298 PM</b>
Metacrilato plata brillo	<b>4298 MPB</b>
Metacrilato plata mate	<b>4298 MPM</b>



**TIRADOR SIMPLE Ø 30 mm**

**Acabados:**

**L = 200**

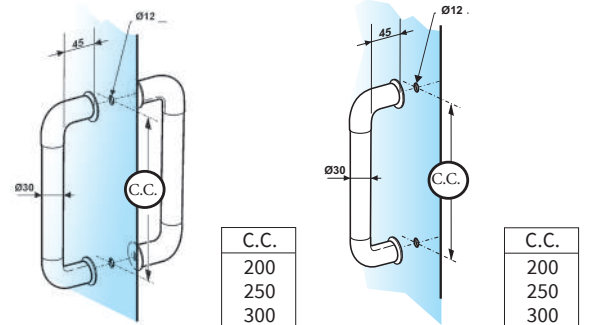
Plata brillo	<b>4296.1 PB</b>
Plata mate veloux	<b>4296.1 PM</b>
Metacrilato plata brillo	<b>4296.1 MPB</b>
Metacrilato plata mate	<b>4296.1 MPM</b>

**L = 250**

Plata brillo	<b>4297.1 PB</b>
Plata mate veloux	<b>4297.1 PM</b>
Metacrilato plata brillo	<b>4297.1 MPB</b>
Metacrilato plata mate	<b>4297.1 MPM</b>

**L = 300**

Plata brillo	<b>4298.1 PB</b>
Plata mate veloux	<b>4298.1 PM</b>
Metacrilato plata brillo	<b>4298.1 MPB</b>
Metacrilato plata mate	<b>4298.1 MPM</b>



**TIRADOR PARED BAÑO Ø 30 mm**

T4757 - A

**Acabados:**

**L = 200**

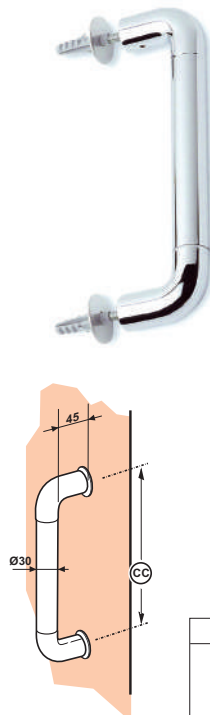
Plata brillo	<b>4296.2 PB</b>
Plata mate veloux	<b>4296.2 PM</b>

**L = 250**

Plata brillo	<b>4297.2 PB</b>
Plata mate veloux	<b>4297.2 PM</b>

**L = 300**

Plata brillo	<b>4298.2 PB</b>
Plata mate veloux	<b>4298.2 PM</b>



**TIRADOR BAÑO Ø 30 mm**

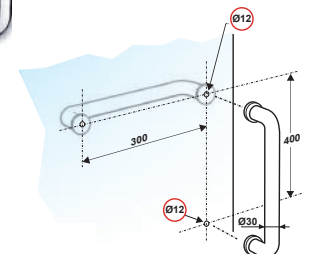
T4790

Vidrio 8 a 12 mm

**Acabados:**

**C.C. = 300 L = 400**

Plata brillo	<b>4298.7 PB</b>
Plata mate veloux	<b>4298.7 PM</b>



6.1 - TIRADORES

POMOS Y TIRADORES

Vidrio 6 a 12 mm

**TIRADOR DOBLE Ø 40 mm**

Acabados:

**C.C. = 200 L = 300**

Inox brillo	4296.3 IB
Inox mate	4296.3 IM
Madera cerezo ix.b.	4296.3 MCIB
Madera cerezo ix.m.	4296.3 MCIM
Madera roble ix.b.	4296.3 MRIB
Madera roble ix.m.	4296.3 MRIM
Metacrilato ix.b.	4296.3 MIB
Metacrilato ix.m.	4296.3 MIM

**C.C. = 250 L = 400**

Inox brillo	4297.3 IB
Inox mate	4297.3 IM
Madera cerezo ix.b.	4297.3 MCIB
Madera cerezo ix.m.	4297.3 MCIM
Madera roble ix.b.	4297.3 MRIB
Madera roble ix.m.	4297.3 MRIM
Metacrilato ix.b.	4297.3 MIB
Metacrilato ix.m.	4297.3 MIM

**C.C. = 300 L = 500 mm**

Inox brillo	4298.3 IB
Inox mate	4298.3 IM
Madera cerezo ix.b.	4298.3 MCIB
Madera cerezo ix.m.	4298.3 MCIM
Madera roble ix.b.	4298.3 MRIB
Madera roble ix.m.	4298.3 MRIM
Metacrilato ix.b.	4298.3 MIB
Metacrilato ix.m.	4298.3 MIM



T4758  
T4770  
T4769  
T4759  
T4758S  
T4770S  
T4769S  
T4759S

**TIRADOR SIMPLE Ø 40 mm**

Acabados:

**C.C. = 200 L = 300**

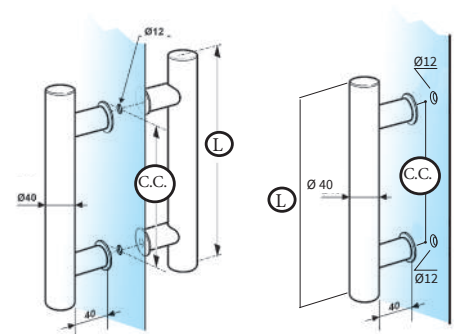
Inox brillo	4296.4 IB
Inox mate	4296.4 IM
Madera cerezo ix.b.	4296.4 MCIB
Madera cerezo ix.m.	4296.4 MCIM
Madera roble ix.b.	4296.4 MRIB
Madera roble ix.m.	4296.4 MRIM
Metacrilato ix.b.	4296.4 MIB
Metacrilato ix.m.	4296.4 MIM

**C.C. = 250 L = 400**

Inox brillo	4297.4 IB
Inox mate	4297.4 IM
Madera cerezo ix.b.	4297.4 MCIB
Madera cerezo ix.m.	4297.4 MCIM
Madera roble ix.b.	4297.4 MRIB
Madera roble ix.m.	4297.4 MRIM
Metacrilato ix.b.	4297.4 MIB
Metacrilato ix.m.	4297.4 MIM

**C.C. = 300 L = 500**

Inox brillo	4298.4 IB
Inox mate	4298.4 IM
Madera cerezo ix.b.	4298.4 MCIB
Madera cerezo ix.m.	4298.4 MCIM
Madera roble ix.b.	4298.4 MRIB
Madera roble ix.m.	4298.4 MRIM
Metacrilato ix.b.	4298.4 MIB
Metacrilato ix.m.	4298.4 MIM



\* Opción pared bajo pedido

C.C.	L
200	300
250	400
300	500

C.C.	L
200	300
250	400
300	500

TIRADORES | REDONDOS

INOX CUADRADOS

TIRADOR  $\nabla$  20 mm  
C.C. = 200 L = 220

T4762  
T4762S

Acabados:

DOBLE

Inox brillo	4285.10 IB
Inox mate	4285.10 IM

SIMPLE

4285.1

C.C. = 250 L = 270

Acabados:

DOBLE

Inox brillo	4285.20 IB
Inox mate	4285.20 IM

SIMPLE

4285.3

C.C. = 300 L = 320

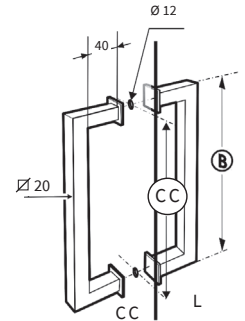
Acabados:

DOBLE

Inox brillo	4285.40 IB
Inox mate	4285.40 IM

SIMPLE

4285.5



C.C.	L
200	220
250	270
300	320

TIRADOR  $\nabla$  20 mm  
C.C. = 200 L = 350

T4764  
T4764S

Acabados:

DOBLE

Inox brillo	4287.10 IB
Inox mate	4287.10 IM

SIMPLE

4287.1

C.C. = 250 L = 400

Acabados:

DOBLE

Inox brillo	4287.20 IB
Inox mate	4287.20 IM

SIMPLE

4287.3

C.C. = 300 L = 450

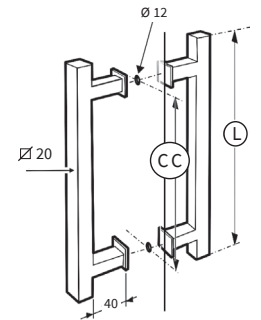
Acabados:

DOBLE

Inox brillo	4287.40 IB
Inox mate	4287.40 IM

SIMPLE

4287.5



C.C.	L
200	350
250	400
300	450

## 6.1 - TIRADORES

**INOX REGULABLES REDONDOS**
**Vidrio 6 a 12 mm**
**TIRADOR Ø 10 mm**
**L = 400**
**Acabados:**
**DOBLE**

Inox brillo	<b>4296.8 IB</b>
Inox mate	<b>4296.8 IM</b>

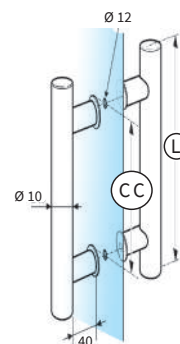
**SIMPLE**
**4296.9**
**L = 500**
**Acabados:**
**DOBLE**

Inox brillo	<b>4297.8 IB</b>
Inox mate	<b>4297.8 IM</b>

**SIMPLE**
**4297.9**
**L = 600**
**DOBLE**

Inox brillo	<b>4298.8 IB</b>
Inox mate	<b>4298.8 IM</b>


**SIMPLE**
**4298.9**

 T4761  
T4761S


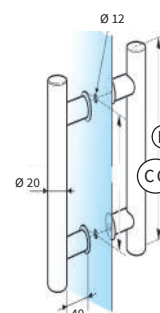
C.C.	L
Reg	400
Reg	500
Reg	600

**TIRADOR DOBLE Ø 20 mm**
**L = 500**
**Acabados:**

Inox mate	<b>4282 IM</b>
-----------	----------------



T4760



C.C.	L
Reg	500

**TIRADOR Ø 20 mm**

**L = 1200**

**Acabados:**

**DOBLE**

Inox brillo	<b>4284 IB</b>
Inox mate	<b>4284 IM</b>

**SIMPLE**

Inox brillo	<b>4284.1 IB</b>
Inox mate	<b>4284.1 IM</b>

**TIRADOR Ø 30 mm**

**L = 1200**

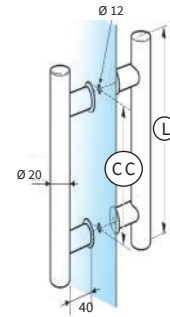
**Acabados:**

**DOBLE**

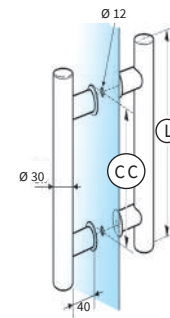
Inox brillo	<b>4283 IB</b>
Inox mate	<b>4283 IM</b>

**SIMPLE**

Inox brillo	<b>4283.1 IB</b>
Inox mate	<b>4283.1 IM</b>



C.C.	L
Reg	1200



C.C.	L
Reg	1200

T4767  
T4767S  
T4765  
T4765S

**INOX REGULABLES CUADRADOS**

Vidrio 6 a 12 mm

**TIRADOR ∅ 20 mm**

**L = 1200**

**Acabados:**

**DOBLE**

Inox brillo	<b>4289 IB</b>
Inox mate	<b>4289 IM</b>

**SIMPLE**

Inox brillo	<b>4289.1 IB</b>
Inox mate	<b>4289.1 IM</b>

**TIRADOR ∅ 30 mm**

**L = 1200**

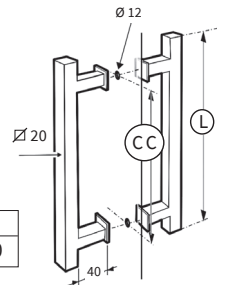
**Acabados:**

**DOBLE**

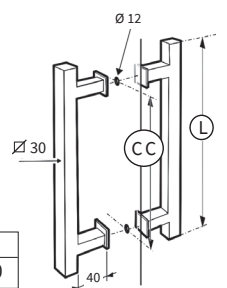
Inox brillo	<b>4288 IB</b>
Inox mate	<b>4288 IM</b>

**SIMPLE**

Inox brillo	<b>4288.1 IB</b>
Inox mate	<b>4288.1 IM</b>



C.C.	L
Reg	1200



C.C.	L
Reg	1200

T4768  
T4768S  
T4766  
T4766S

INOX REDONDOS

AISI-304

Vidrio 8 a 10 mm

**TIRADOR Ø 25 mm**

**D = 65**

**C.C. = 200**

**Acabados:**

**DOBLE**

Inox brillo	<b>5690 IB</b>
Inox mate	<b>5690 IM</b>
Negro mate	<b>5690 NE</b>

**SIMPLE**

**5690.1**

**C.C. = 250**

**Acabados:**

**DOBLE**

Inox brillo	<b>5691 IB</b>
Inox mate	<b>5691 IM</b>
Negro mate	<b>5691 NE</b>

**SIMPLE**

**5691.1**

**C.C. = 300**

**Acabados:**

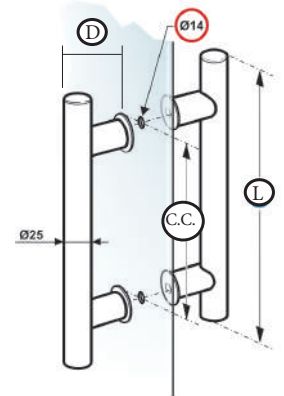
**DOBLE**

Inox brillo	<b>5692 IB</b>
Inox mate	<b>5692 IM</b>
Negro mate	<b>5692 NE</b>

**SIMPLE**

**5692.1**

T1000  
T1001



C.C.	L
200	300
250	400
300	500

**TIRADOR Ø 25 mm**

**D = 70**

**C.C. = 200**

**Acabados:**

**DOBLE**

Inox brillo	<b>5693 IB</b>
Inox mate	<b>5693 IM</b>

**SIMPLE**

**5693.1**

**C.C. = 250**

**Acabados:**

**DOBLE**

Inox brillo	<b>5694 IB</b>
Inox mate	<b>5694 IM</b>

**SIMPLE**

**5694.1**

**C.C. = 300**

**Acabados:**

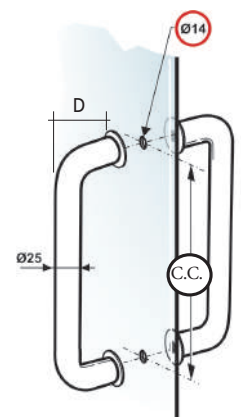
**DOBLE**

Inox brillo	<b>5695 IB</b>
Inox mate	<b>5695 IM</b>

**SIMPLE**

**5695.1**

T2000  
T2001



C.C.
200
250
300

\*Otros acabados a consultar



INOX REDONDOS

AISI-316L

Vidrio 8/10/12 mm

**TIRADOR Ø 14 mm**

● Barra maciza

**C.C. = 120 L = 180 D = 50**

**DOBLE**

Inox brillo	<b>1000 IB</b>
Inox mate	<b>1000 IM</b>
Negro mate	<b>1000 NE</b>

**SIMPLE**

**1000.1**

**C.C. = 200 L = 400 D = 50**

**DOBLE**

Inox brillo	<b>1000.2 IB</b>
Inox mate	<b>1000.2 IM</b>

**SIMPLE**

**1000.3**

**C.C. = 250 L = 400 D = 50**

**DOBLE**

Inox brillo	<b>1000.4 IB</b>
Inox mate	<b>1000.4 IM</b>

**SIMPLE**

**1000.5**

**C.C. = 300 L = 400 D = 50**

**DOBLE**

Inox brillo	<b>1000.6 IB</b>
Inox mate	<b>1000.6 IM</b>

**SIMPLE**

**1000.7**

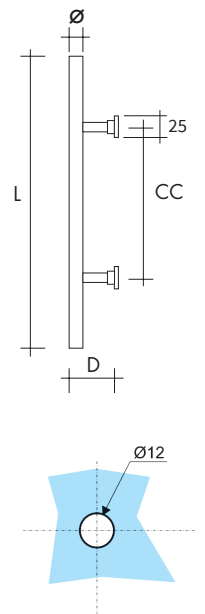
**C.C. = 800 L = 1000 D = 50**

**DOBLE**

Inox brillo	<b>1000.8 IB</b>
Inox mate	<b>1000.8 IM</b>

**SIMPLE**

**1000.9**



Negro mate

1001  
1003  
1004  
1005  
1009

POMOS Y TIRADORES

TIRADORES | INOX REDONDOS

**TIRADOR Ø 18 mm**

● Barra maciza

**C.C. = 200 D = 63**

**DOBLE**

Inox brillo	<b>1028 IB</b>
Inox mate	<b>1028 IM</b>

**SIMPLE**

**1028.1**

**C.C. = 300 D = 63**

**DOBLE**

Inox brillo	<b>1028.4 IB</b>
Inox mate	<b>1028.4 IM</b>

**SIMPLE**

**1028.5**

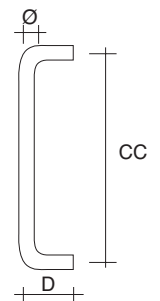
**C.C. = 250 D = 63**

**DOBLE**

Inox brillo	<b>1028.2 IB</b>
Inox mate	<b>1028.2 IM</b>

**SIMPLE**

**1028.3**



1203  
1202  
1201

# 6.1 - TIRADORES

POMOS Y TIRADORES

TIRADORES | INOX REDONDOS

AISI-316L

Vidrio 8/10/12 mm

## TIRADOR REGULABLE Ø 20 mm

● Barra maciza

1308  
1326

C.C. = regulable L = 500 D = 70

### DOBLE

Inox brillo **1006 IB**  
Inox mate **1006 IM**

### SIMPLE

**1006.1**

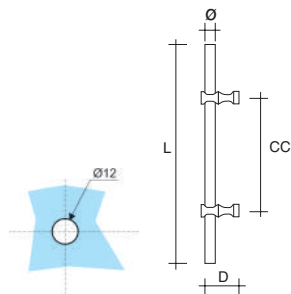
C.C. = regulable L = 900 D = 70

### DOBLE

Inox brillo **1006.2 IB**  
Inox mate **1006.2 IM**

### SIMPLE

**1006.3**



## TIRADOR Ø 20 mm

○ Tubo

1337  
1341  
1342  
1343

C.C. = 150 L = 180 D = 65

### DOBLE

Inox brillo **1070 IB**  
Inox mate **1070 IM**  
Negro mate **1070 NE**

### SIMPLE

**1070.1**

C.C. = 200 L = 400 D = 65

### DOBLE

Inox brillo **1070.2 IB**  
Inox mate **1070.2 IM**

### SIMPLE

**1070.3**

C.C. = 250 L = 400 D = 65

### DOBLE

Inox brillo **1070.4 IB**  
Inox mate **1070.4 IM**

### SIMPLE

**1070.5**

C.C. = 300 L = 400 D = 65

### DOBLE

Inox brillo **1070.6 IB**  
Inox mate **1070.6 IM**

### SIMPLE

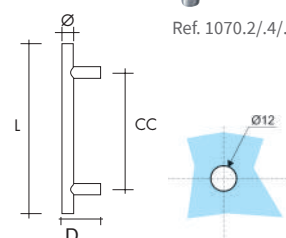
**1070.7**



Ref. 1070



Ref. 1070.2/.4/.6



## TIRADOR Ø 20 mm

○ Tubo

1360  
1361  
1362

C.C. = 200 L = 500 D = 65

### DOBLE

Inox brillo **1152 IB**  
Inox mate **1152 IM**

### SIMPLE

**1152.1**

C.C. = 250 L = 500 D = 65

### DOBLE

Inox brillo **1152.2 IB**  
Inox mate **1152.2 IM**

### SIMPLE

**1152.3**

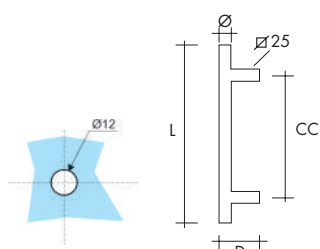
C.C. = 300 L = 500 D = 65

### DOBLE

Inox brillo **1152.4 IB**  
Inox mate **1152.4 IM**

### SIMPLE

**1152.5**



## TIRADOR Ø 20 mm

● Barra maciza

1311  
1310  
1309

C.C. = 200 D = 63

### DOBLE

Inox brillo **1030 IB**  
Inox mate **1030 IM**

### SIMPLE

**1030.1**

C.C. = 250 D = 63

### DOBLE

Inox brillo **1030.2 IB**  
Inox mate **1030.2 IM**

### SIMPLE

**1030.3**

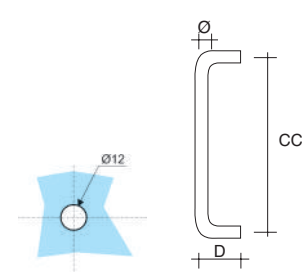
C.C. = 300 D = 63

### DOBLE

Inox brillo **1030.4 IB**  
Inox mate **1030.4 IM**

### SIMPLE

**1030.5**



**TIRADOR Ø 20 mm**

○ Tubo

1338  
1339  
1340

**C.C. = 200 L = 225 D = 65**

**DOBLE**

Inox brillo	<b>1072 IB</b>
Inox mate	<b>1072 IM</b>
Negro mate	<b>1072 NE</b>

**SIMPLE**

**1072.1**

**C.C. = 250 L = 275 D = 65**

**DOBLE**

Inox brillo	<b>1072.2 IB</b>
Inox mate	<b>1072.2 IM</b>

**SIMPLE**

**1072.3**

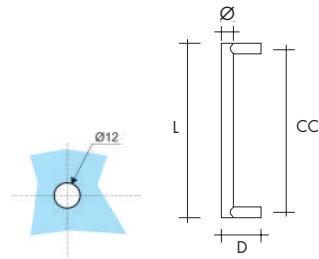
**C.C. = 300 L = 325 D = 65**

**DOBLE**

Inox brillo	<b>1072.4 IB</b>
Inox mate	<b>1072.4 IM</b>

**SIMPLE**

**1072.5**



**TIRADOR Ø 20 mm**

○ Tubo

1350  
1351  
1352

**C.C. = 200 D = 62**

**DOBLE**

Inox brillo	<b>1150 IB</b>
Inox mate	<b>1150 IM</b>

**SIMPLE**

**1150.1**

**C.C. = 250 D = 62**

**DOBLE**

Inox brillo	<b>1150.2 IB</b>
Inox mate	<b>1150.2 IM</b>

**SIMPLE**

**1150.3**

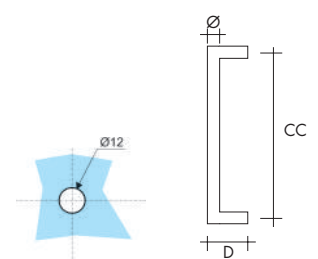
**C.C. = 300 D = 62**

**DOBLE**

Inox brillo	<b>1150.4 IB</b>
Inox mate	<b>1150.4 IM</b>

**SIMPLE**

**1150.5**



**TIRADOR Ø 25 mm**

○ Tubo

1433  
1434  
1435

**C.C. = 200 L = 400 D = 64**

**DOBLE**

Inox brillo	<b>1160 IB</b>
Inox mate	<b>1160 IM</b>

**SIMPLE**

**1160.1**

**C.C. = 250 L = 400 D = 64**

**DOBLE**

Inox brillo	<b>1160.2 IB</b>
Inox mate	<b>1160.2 IM</b>

**SIMPLE**

**1160.3**

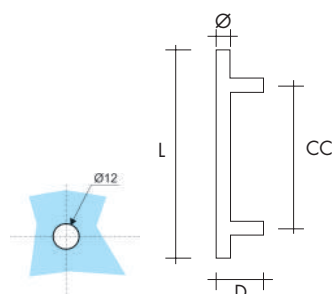
**C.C. = 300 L = 400 D = 64**

**DOBLE**

Inox brillo	<b>1160.4 IB</b>
Inox mate	<b>1160.4 IM</b>

**SIMPLE**

**1160.5**



**TIRADOR Ø 25 mm**

○ Tubo

1410  
1411  
1412

**C.C. = 200 L = 450 D = 64**

**DOBLE**

Inox brillo	<b>1002 IB</b>
Inox mate	<b>1002 IM</b>

**SIMPLE**

**1002.1**

**C.C. = 250 L = 450 D = 64**

**DOBLE**

Inox brillo	<b>1002.2 IB</b>
Inox mate	<b>1002.2 IM</b>

**SIMPLE**

**1002.3**

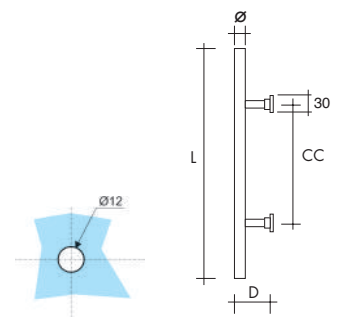
**C.C. = 300 L = 450 D = 64**

**DOBLE**

Inox brillo	<b>1002.4 IB</b>
Inox mate	<b>1002.4 IM</b>

**SIMPLE**

**1002.5**



AISI-316L

Vidrio 8/10/12 mm

## TIRADOR ARCO Ø 25 mm

1420

○ Tubo

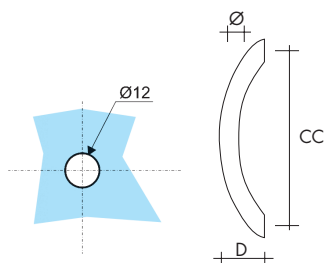
C.C. = 250 D = 52

**DOBLE**

Inox brillo **1040 IB**  
Inox mate **1040 IM**

**SIMPLE**

**1040.1**



## TIRADOR C Ø 25 mm

1422

1421

○ Tubo

C.C. = 250 D = 65

**DOBLE**

Inox brillo **1042 IM**  
Inox mate **1042 IB**

**SIMPLE**

**1042.1**

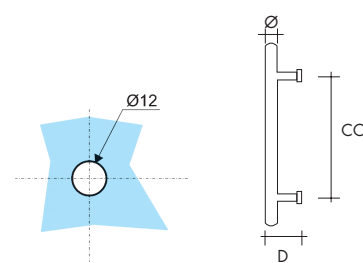
C.C. = 300 D = 65

**DOBLE**

Inox brillo **1042.2 IM**  
Inox mate **1042.2 IB**

**SIMPLE**

**1042.3**



## TIRADOR Ø 30 mm

1510

1511

1512

○ Tubo

C.C. = 200 L = 500 D = 66

**DOBLE**

Inox brillo **1004 IB**  
Inox mate **1004 IM**

**SIMPLE**

**1004.1**

C.C. = 250 L = 500 D = 66

**DOBLE**

Inox brillo **1004.2 IB**  
Inox mate **1004.2 IM**

**SIMPLE**

**1004.3**

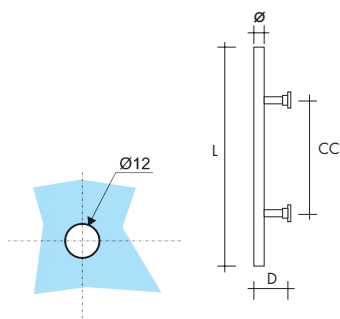
C.C. = 300 L = 500 D = 66

**DOBLE**

Inox brillo **1004.4 IB**  
Inox mate **1004.4 IM**

**SIMPLE**

**1004.5**



## TIRADOR Ø 30 mm

1516

1517

1518

1522

○ Tubo

C.C. = 200 L = 500 D = 72

**DOBLE**

Inox brillo **1022 IB**  
Inox mate **1022 IM**

**SIMPLE**

**1022.1**

C.C. = 250 L = 500 D = 72

**DOBLE**

Inox brillo **1022.2 IB**  
Inox mate **1022.2 IM**

**SIMPLE**

**1022.3**

C.C. = 300 L = 500 D = 72

**DOBLE**

Inox brillo **1022.4 IB**  
Inox mate **1022.4 IM**

**SIMPLE**

**1022.5**

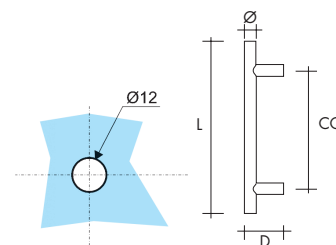
C.C. = 800 L = 1000 D = 72

**DOBLE**

Inox brillo **1022.6 IB**  
Inox mate **1022.6 IM**

**SIMPLE**

**1022.7**



**TIRADOR DESPLAZADO Ø 30 mm**

○ Tubo

**C.C. = 200 L = 500 D = 78**

**DOBLE**

Inox brillo	<b>1024 IB</b>
Inox mate	<b>1024 IM</b>

**SIMPLE**

**1024.1**

**C.C. = 250 L = 500 D = 78**

**DOBLE**

Inox brillo	<b>1024.2 IB</b>
Inox mate	<b>1024.2 IM</b>

**SIMPLE**

**1024.3**

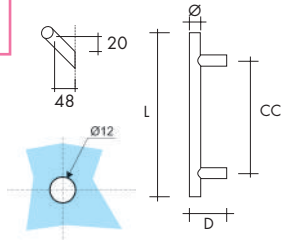
**C.C. = 300 L = 500 D = 78**

**DOBLE**

Inox brillo	<b>1024.4 IB</b>
Inox mate	<b>1024.4 IM</b>

**SIMPLE**

**1024.5**



1519  
1520  
1521

**TIRADOR Ø 30 mm**

○ Tubo

**C.C. = 250 D = 70**

**DOBLE**

Inox brillo	<b>1162 IB</b>
Inox mate	<b>1162 IM</b>

**SIMPLE**

**1162.1**

**C.C. = 300 D = 70**

**DOBLE**

Inox brillo	<b>1162.2 IB</b>
Inox mate	<b>1162.2 IM</b>

**SIMPLE**

**1162.3**

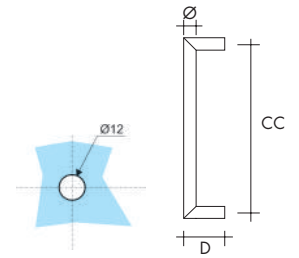
**C.C. = 1000 D = 70**

**DOBLE**

Inox brillo	<b>1162.4 IB</b>
Inox mate	<b>1162.4 IM</b>

**SIMPLE**

**1162.5**



1560  
1561  
1562

**TIRADOR Ø 38 mm**

○ Tubo

**C.C. = 250 L = 500 D = 65**

**DOBLE**

Inox brillo	<b>1164 IB</b>
Inox mate	<b>1164 IM</b>

**SIMPLE**

**1164.1**

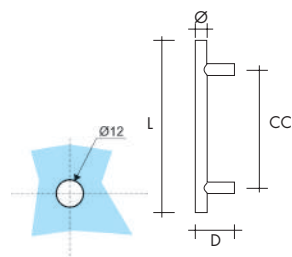
**C.C. = 1000 L = 1200 D = 65**

**DOBLE**

Inox brillo	<b>1164.2 IB</b>
Inox mate	<b>1164.2 IM</b>

**SIMPLE**

**1164.3**



1610  
1611

**TIRADOR Ø 38 mm**

○ Tubo

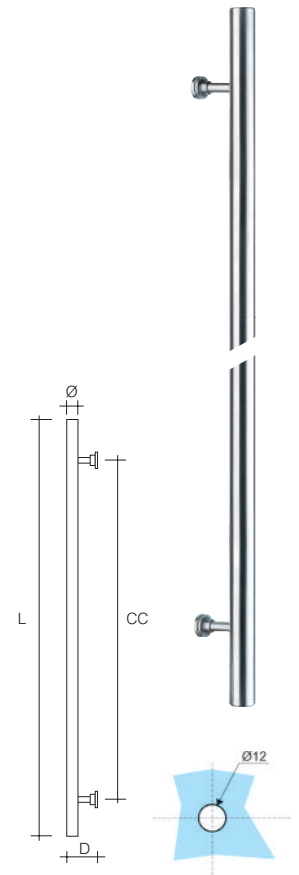
**C.C. = 1800 L = 2000 D = 74**

**DOBLE**

Inox brillo	<b>1074 IB</b>
Inox mate	<b>1074 IM</b>

**SIMPLE**

**1074.1**



1605

## 6.1 - TIRADORES

AISI-316L

Vidrio 8/10/12 mm

### TIRADOR Ø 38 mm

1601

○ Tubo

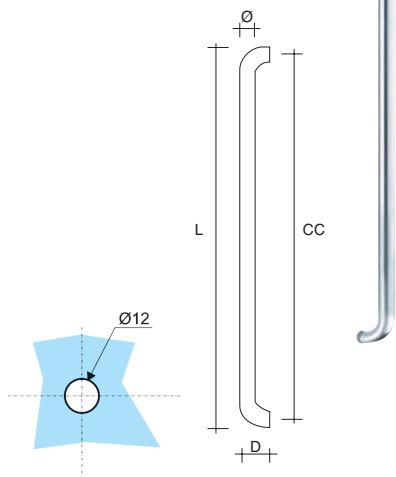
C.C. = 2000 L = 2038 D = 75

**DOBLE**

Inox brillo	<b>1044.2 IB</b>
Inox mate	<b>1044.2 IM</b>

**SIMPLE**

**1044.3**



### TIRADOR C Ø 43 mm

1701

○ Tubo

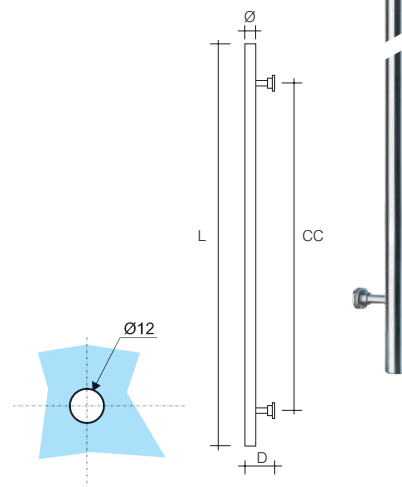
C.C. = 1800 L = 2000 D = 79

**DOBLE**

Inox brillo	<b>1046 IB</b>
Inox mate	<b>1046 IM</b>

**SIMPLE**

**1046.1**



### TIRADOR Ø 43 mm

1702

○ Tubo

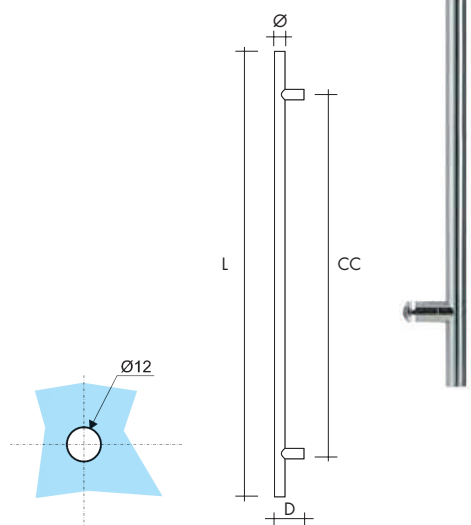
C.C. = 1800 L = 2000 D = 70

**DOBLE**

Inox brillo	<b>1166 IB</b>
Inox mate	<b>1166 IM</b>

**SIMPLE**


**1166.1**



## ¿POR QUÉ AISI-316 y AISI-316L?

No todos los aceros inoxidable son realmente "inoxidables". Por su composición química el acero inoxidable AISI-316 y AISI-316L es el único que asegura que se mantendrá en óptimas condiciones en ambientes salinos, es decir, cerca del mar.

Por eso suministramos todos los tiradores en acero AISI-316 y AISI-316L y opcionalmente el resto de productos.



**POSIBILIDAD DE FABRICAR  
TIRADORES INOX A MEDIDAS ESPECIALES  
BAJO PEDIDO**

INOX CUADRADOS

AISI-316L

Vidrio 8/10/12 mm

**TIRADOR  $\nabla$  15 mm**

■ Barra maciza

C.C. = 200 L = 400 D = 52

**DOBLE**

Inox brillo	<b>1012 IB</b>
Inox mate	<b>1012 IM</b>

**SIMPLE**

**1012.1**

C.C. = 250 L = 400 D = 52

**DOBLE**

Inox brillo	<b>1012.2 IB</b>
Inox mate	<b>1012.2 IM</b>

**SIMPLE**

**1012.3**


C.C. = 300 L = 400 D = 52

**DOBLE**

Inox brillo	<b>1012.4 IB</b>
Inox mate	<b>1012.4 IM</b>

**SIMPLE**

**1012.5**



1104  
1103  
1102

**TIRADOR  $\nabla$  15 mm**

□ Tubo

C.C. = 200 L = 400 D = 52

**DOBLE**

Inox brillo	<b>1082 IB</b>
Inox mate	<b>1082 IM</b>

**SIMPLE**

**1082.1**

C.C. = 250 L = 400 D = 52

**DOBLE**

Inox brillo	<b>1082.2 IB</b>
Inox mate	<b>1082.2 IM</b>

**SIMPLE**

**1082.3**

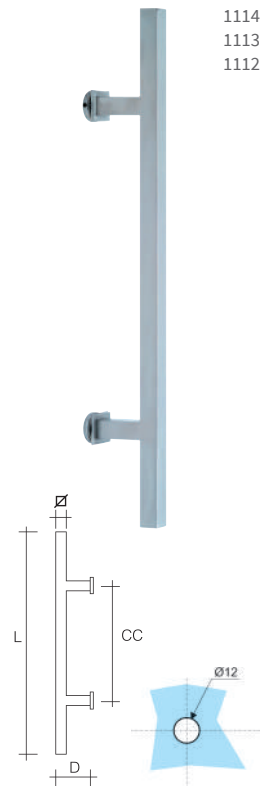
C.C. = 300 L = 400 D = 52

**DOBLE**

Inox brillo	<b>1082.4 IB</b>
Inox mate	<b>1082.4 IM</b>

**SIMPLE**

**1082.5**



1114  
1113  
1112

**TIRADOR  $\nabla$  15 mm**

■ Barra maciza

C.C. = 150 L = 165 D = 52

**DOBLE**

Inox brillo	<b>1008 IB</b>
Inox mate	<b>1008 IM</b>
Negro mate	<b>1008 NE</b>

**SIMPLE**

**1008.1**

C.C. = 200 L = 215 D = 52

**DOBLE**

Inox brillo	<b>1008.2 IB</b>
Inox mate	<b>1008.2 IM</b>

**SIMPLE**

**1008.3**

C.C. = 250 L = 265 D = 52

**DOBLE**

Inox brillo	<b>1008.4 IB</b>
Inox mate	<b>1008.4 IM</b>

**SIMPLE**

**1008.5**

C.C. = 300 L = 315 D = 52

**DOBLE**

Inox brillo	<b>1008.6 IB</b>
Inox mate	<b>1008.6 IM</b>

**SIMPLE**

**1008.7**


C.C. = 400 L = 415 D = 52

**DOBLE**

Inox brillo	<b>1008.8 IB</b>
Inox mate	<b>1008.8 IM</b>

**SIMPLE**

**1008.9**



1101  
1108  
1107  
1106  
1105

**TIRADOR  $\nabla$  15 mm**

□ Tubo

C.C. = 200 L = 215 D = 52

**DOBLE**

Inox brillo	<b>1080.2 IB</b>
Inox mate	<b>1080.2 IM</b>

**SIMPLE**

**1080.3**

C.C. = 250 L = 265 D = 52

**DOBLE**

Inox brillo	<b>1080.4 IB</b>
Inox mate	<b>1080.4 IM</b>

**SIMPLE**

**1080.5**

C.C. = 300 L = 315 D = 52

**DOBLE**

Inox brillo	<b>1080.6 IB</b>
Inox mate	<b>1080.6 IM</b>

**SIMPLE**

**1080.7**


C.C. = 400 L = 415 D = 52

**DOBLE**

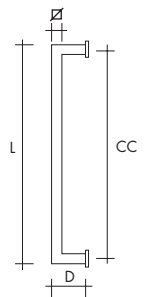
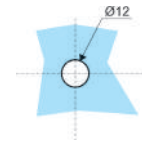
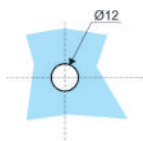
Inox brillo	<b>1080.8 IB</b>
Inox mate	<b>1080.8 IM</b>

**SIMPLE**

**1080.9**



1118  
1117  
1116  
1115



AISI-316L

Vidrio 8/10/12 mm

### TIRADOR $\nabla$ 20 mm

■ Barra maciza

1303  
1302  
1301  
1325

C.C. = 200 L = 400 D = 57

**DOBLE**

Inox brillo **1014 IB**  
Inox mate **1014 IM**

**SIMPLE**

**1014.1**

C.C. = 250 L = 400 D = 57

**DOBLE**

Inox brillo **1014.2 IB**  
Inox mate **1014.2 IM**

**SIMPLE**

**1014.3**

C.C. = 300 L = 400 D = 57

**DOBLE**

Inox brillo **1014.4 IB**  
Inox mate **1014.4 IM**

**SIMPLE**

**1014.5**

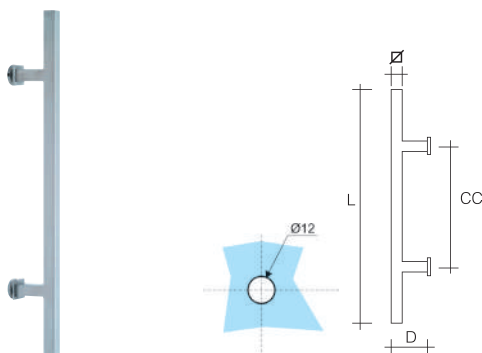
C.C. = 800 L = 1000 D = 57

**DOBLE**

Inox brillo **1014.6 IB**  
Inox mate **1014.6 IM**

**SIMPLE**

**1014.7**



### TIRADOR $\nabla$ 20 mm

□ Tubo

1370  
1371  
1372

C.C. = 200 L = 500 D = 65

**DOBLE**

Inox brillo **1154 IB**  
Inox mate **1154 IM**

**SIMPLE**

**1154.1**

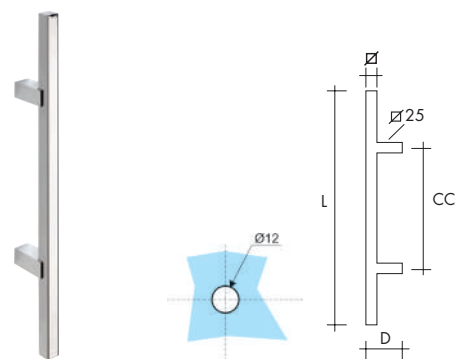
C.C. = 250 L = 500 D = 65

**DOBLE**

Inox brillo **1154.2 IB**  
Inox mate **1154.2 IM**

**SIMPLE**

**1154.3**



### TIRADOR $\nabla$ 20 mm

■ Barra maciza

1307  
1306  
1305  
1304

C.C. = 200 L = 220 D = 57

**DOBLE**

Inox brillo **1010 IB**  
Inox mate **1010 IM**

**SIMPLE**

**1010.1**

C.C. = 250 L = 270 D = 57

**DOBLE**

Inox brillo **1010.2 IB**  
Inox mate **1010.2 IM**

**SIMPLE**

**1010.3**

C.C. = 300 L = 320 D = 57

**DOBLE**

Inox brillo **1010.4 IB**  
Inox mate **1010.4 IM**

**SIMPLE**

**1010.5**

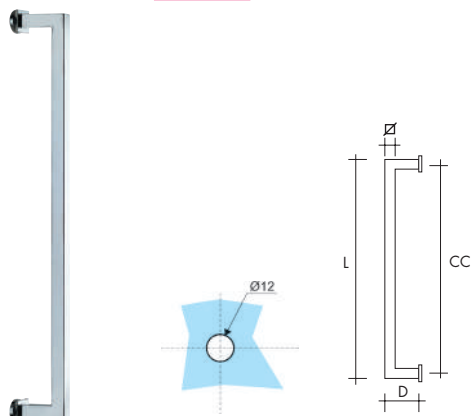
C.C. = 400 L = 420 D = 57

**DOBLE**

Inox brillo **1010.6 IB**  
Inox mate **1010.6 IM**

**SIMPLE**

**1010.7**



### TIRADOR $\nabla$ 30 mm

□ Tubo

1530  
1538  
1539

C.C. = 300 L = 400 D = 65

**DOBLE**

Inox brillo **1062 IB**  
Inox mate **1062 IM**

**SIMPLE**

**1062.1**

C.C. = 800 L = 1000 D = 65

**DOBLE**

Inox brillo **1062.2 IB**  
Inox mate **1062.2 IM**

**SIMPLE**

**1062.3**

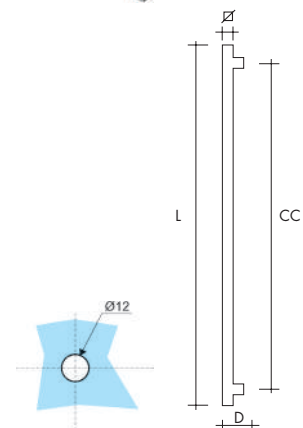
C.C. = 1600 L = 1800 D = 65

**DOBLE**

Inox brillo **1062.4 IB**  
Inox mate **1062.4 IM**

**SIMPLE**

**1062.5**





**TIRADOR  $\varnothing$  30 mm**

Tubo

**C.C. = 400 L = 430 D = 65**

**DOBLE**

Inox brillo	<b>1064 IB</b>
Inox mate	<b>1064 IM</b>

**SIMPLE**

**1064.1**

**C.C. = 1000 L = 1030 D = 65**

**DOBLE**

Inox brillo	<b>1064.2 IB</b>
Inox mate	<b>1064.2 IM</b>

**SIMPLE**

**1064.3**

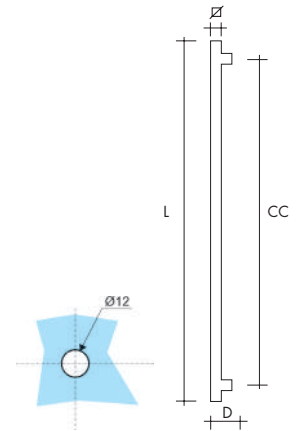
**C.C. = 1800 L = 1830 D = 65**

**DOBLE**

Inox brillo	<b>1064.4 IB</b>
Inox mate	<b>1064.4 IM</b>

**SIMPLE**

**1064.5**



1534  
1542  
1543

**TIRADOR ARCO**

Tubo

**C.C. = 300 D = 60**

**Sección: 40 x 20**

**DOBLE**

Inox brillo	<b>1066 IB</b>
Inox mate	<b>1066 IM</b>

**SIMPLE**

**1066.1**

**C.C. = 600 D = 55**

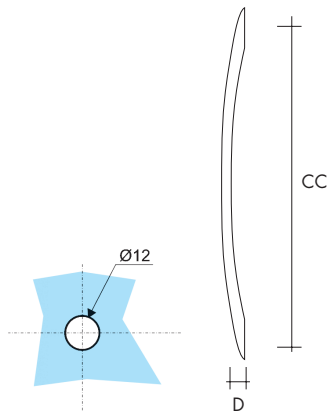
**Sección: 40 x 20**

**DOBLE**

Inox brillo	<b>1066.2 IB</b>
Inox mate	<b>1066.2 IM</b>

**SIMPLE**

**1066.3**



1427  
1426

**TIRADOR SIN MARCAR**

**C.C. = 150 D = 55**

Apoyos  $\varnothing$  20 mm

**DOBLE**

Inox brillo	<b>1156 IB</b>
Inox mate	<b>1156 IM</b>

**SIMPLE**

**1156.1**

**C.C. = 250 D = 55**

Apoyos  $\varnothing$  30 mm

**DOBLE**

Inox brillo	<b>1156.2 IB</b>
Inox mate	<b>1156.2 IM</b>

**SIMPLE**

**1156.3**

**C.C. = 300 D = 55**

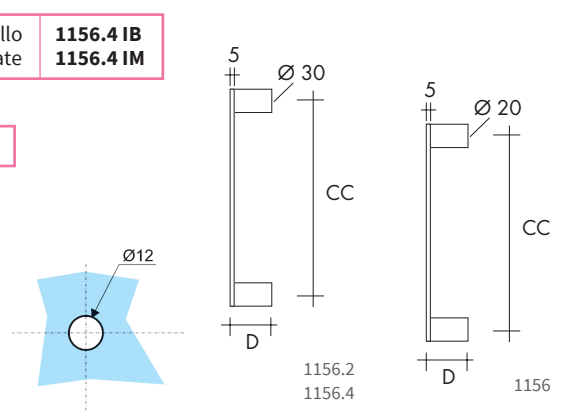
Apoyos  $\varnothing$  30 mm

**DOBLE**

Inox brillo	<b>1156.4 IB</b>
Inox mate	<b>1156.4 IM</b>

**SIMPLE**

**1156.5**



1550  
1551  
1552

1156.2  
1156.4

1156

INOX PARA PEGAR

AISI-316L

### TIRADOR DOBLE Ø 14 mm

● Barra maciza

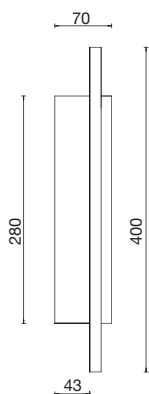
Para pegar

**L = 400**

Acabados:

Vidrio 8 mm	Inox brillo Inox mate	<b>1067 IB</b> <b>1067 IM</b>
Vidrio 10 mm	Inox brillo Inox mate	<b>1067.1 IB</b> <b>1067.1 IM</b>
Vidrio 12 mm	Inox brillo Inox mate	<b>1067.2 IB</b> <b>1067.2 IM</b>

1837  
1838  
1839



### TIRADOR DOBLE Ø 15 mm

■ Barra maciza

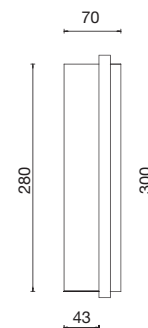
Para pegar

**L = 300**

Acabados:

Vidrio 8 mm	Inox brillo Inox mate	<b>1068 IB</b> <b>1068 IM</b>
Vidrio 10 mm	Inox brillo Inox mate	<b>1068.1 IB</b> <b>1068.1 IM</b>
Vidrio 12 mm	Inox brillo Inox mate	<b>1068.2 IB</b> <b>1068.2 IM</b>

1840  
1841  
1842



AISI-304

### TIRADOR SIMPLE Ø 20 mm

○ Tubo

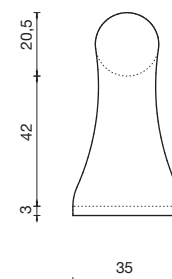
Para pegar

**L = 200**

Acabados:

Inox brillo	<b>1059 IB</b>
Inox mate	<b>1059 IM</b>

1820



KITS PARA MONTAJE TIRADORES EN CARPINTERÍA

AISI-316L

Vidrio 8/10/12 mm

**TIRADOR Ø 38 mm**

○ Tubo

**L = 2500**

**Acabados**

Inox brillo	<b>1049.2 IB</b>
Inox mate	<b>1049.2 IM</b>

**KIT TIRADOR DESPLAZADO**

40/45 mm espesor

**DOBLE**

Inox brillo	<b>1049.K1 IB</b>
Inox mate	<b>1049.K1 IM</b>

**SIMPLE**

<b>1049.K1.1</b>
------------------

**KIT TIRADOR RECTO**

40/45 mm espesor

**DOBLE**

Inox brillo	<b>1049.K2 IB</b>
Inox mate	<b>1049.K2 IM</b>

**SIMPLE**

<b>1049.K2.1</b>
------------------



1851  
1850  
1852



6.1 - TIRADORES

TIRADORES PARA VITRINA

**TIRADOR SIN MUESCA**

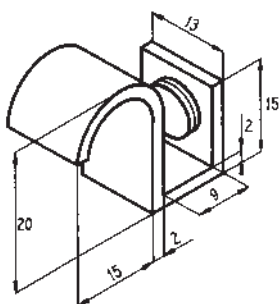
Vidrio 4/6 mm

Apertura de 9 mm

Tornillo de apriete con tope de corcho

**Acabados:**

Plata brillo	<b>1735 PB</b>
Plata mate	<b>1735 PM</b>



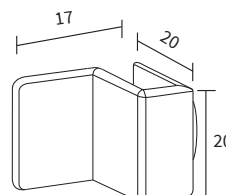
**TIRADOR SIN MUESCA**

Vidrio 6 mm

20 x 20 mm

**Acabados:**

Negro	<b>1851 NE</b>
-------	----------------



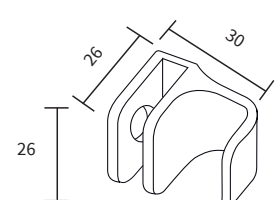
**TIRADOR SIN MUESCA**

Vidrio 5/6 mm

26 X 26 mm

**Acabados:**

Plata	<b>1861 PL</b>
-------	----------------



## 6.1 - TIRADORES

INOX REDONDO

AISI-304

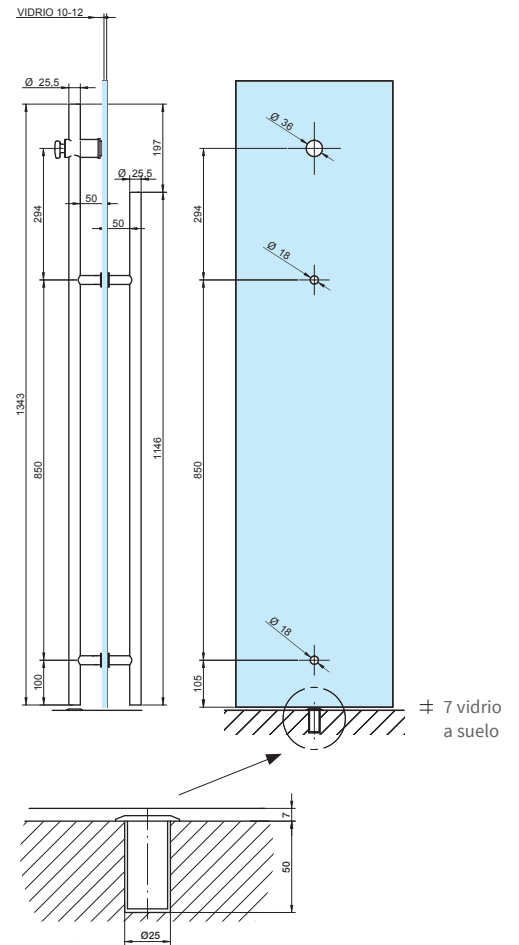
### TIRADOR DOBLE CON CERRADURA Ø 25 mm

Vidrio 10/12 mm

Cerradero a suelo incluido

**Acabados:**

Inox mate

**2995 IM**


INOX CUADRADO

AISI-304

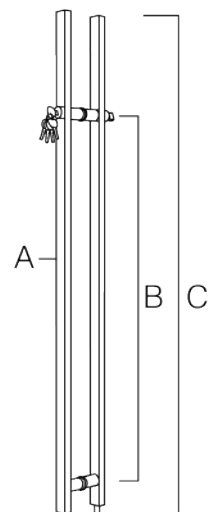
### TIRADOR DOBLE CON CERRADURA

Vidrio 10/12 mm

Cerradero a suelo incluido

**Acabados:**

Inox mate

**2989 IM**


A	25x28
B	1125
C	1500

INOX ECO

AISI-304

Vidrio 6/8/10 mm

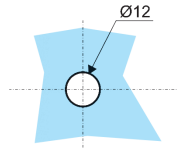
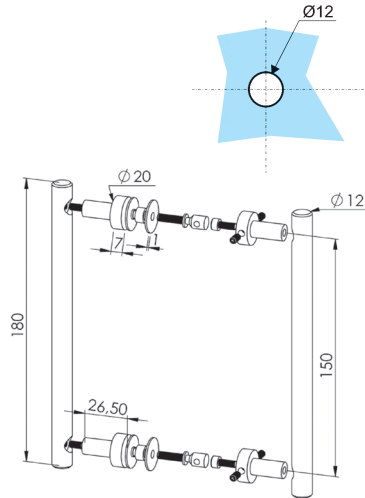
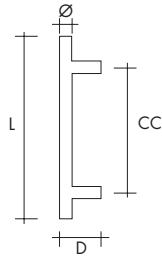
**TIRADOR Ø 12 mm**

● Barra maciza

C.C. = 150 L = 180 D = 36

**DOBLE**

Inox brillo	<b>5760 IB</b>
Inox mate	<b>5760 IM</b>



**TIRADOR Ø 19 mm**

○ Tubo

C.C. = 160 L = 200 D = 60

**DOBLE**

Inox brillo	<b>5762 IB</b>
Inox mate	<b>5762 IM</b>

C.C. = 200 L = 300 D = 60

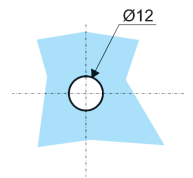
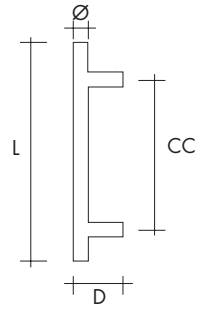
**DOBLE**

Inox brillo	<b>5762.2 IB</b>
Inox mate	<b>5762.2 IM</b>

C.C. = 250 L = 370 D = 60

**DOBLE**

Inox brillo	<b>5762.4 IB</b>
Inox mate	<b>5762.4 IM</b>



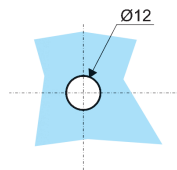
**TIRADOR Ø 19 mm**

○ Tubo

C.C. = 200 L = 219 D = 60

**DOBLE**

Inox brillo	<b>5763 IB</b>
Inox mate	<b>5763 IM</b>



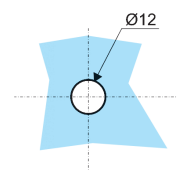
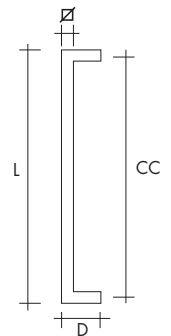
**TIRADOR Ø 20 mm**

□ Tubo

C.C. = 200 L = 220 D = 60

**DOBLE**

Inox brillo	<b>5764 IB</b>
Inox mate	<b>5764 IM</b>



**6.2 - UÑEROS Y TIRADORES PARA CORREDERAS**

**TIRADOR CORREDERA CIEGO Ø 50 mm**

PCC - 50

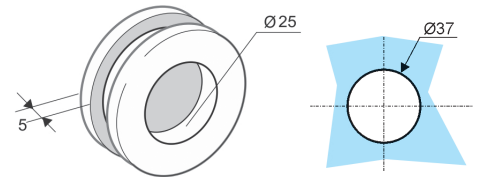
Vidrio 6/8/10 mm

**DOBLE**

**Acabados:**

Vidrio 6 mm	Plata brillo	<b>4258.6 PB</b>
	Plata mate veloux	<b>4258.6 PM</b>
Vidrio 8 mm	Plata brillo	<b>4258.8 PB</b>
	Plata mate veloux	<b>4258.8 PM</b>
Vidrio 10 mm	Plata brillo	<b>4258 PB</b>
	Plata mate veloux	<b>4258 PM</b>

\* Otros acabados consultar



**TIRADOR CORREDERA PASANTE Ø 50 mm**

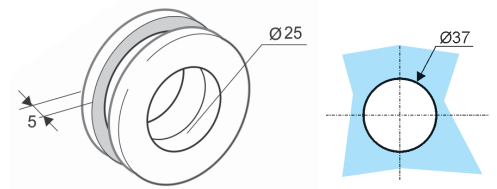
PCP - 50

Vidrio 6/8/10 mm

**DOBLE**

**Acabados:**

Vidrio 6 mm	Plata brillo	<b>4259.6 PB</b>
	Plata mate veloux	<b>4259.6 PM</b>
Vidrio 8 mm	Plata brillo	<b>4259.8 PB</b>
	Plata mate veloux	<b>4259.8 PM</b>
Vidrio 10 mm	Plata brillo	<b>4259 PB</b>
	Plata mate veloux	<b>4259 PM</b>



**TIRADOR CORREDERA Ø 50 mm**

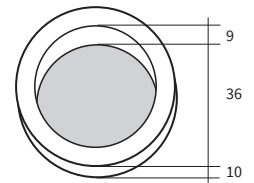
PC - 50  
PC - 60

Para pegar

**SIMPLE**

**Acabados:**

Inox brillo	<b>4292.1 IB</b>
Inox mate	<b>4292.1 IM</b>

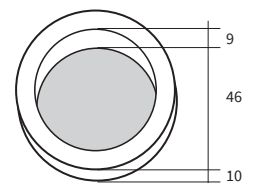


**TIRADOR CORREDERA Ø 60 mm**

**SIMPLE**

**Acabados:**

Inox brillo	<b>4292.4 IB</b>
Inox mate	<b>4292.4 IM</b>



AISI-304

**TIRADOR CORREDERA PASANTE Ø 40 mm**

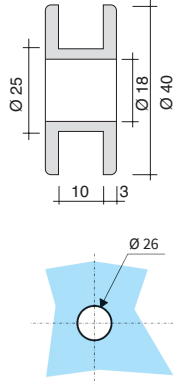
1813

Vidrio 8/10 mm

**DOBLE**

Acabados:

Inox brillo	<b>1052.1 IB</b>
Inox mate	<b>1052.1 IM</b>



**TIRADOR CORREDERA PASANTE Ø 60 mm**

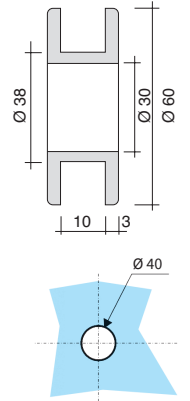
1812

Vidrio 8/10 mm

**DOBLE**

Acabados:

Inox brillo	<b>1052 IB</b>
Inox mate	<b>1052 IM</b>



**TIRADOR CORREDERA CIEGO Ø 60 mm**

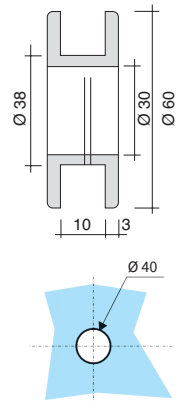
1819

Vidrio 8/10 mm

**DOBLE**

Acabados:

Inox brillo	<b>1075 IB</b>
Inox mate	<b>1075 IM</b>



**TIRADOR CORREDERA MACIZO**

1824

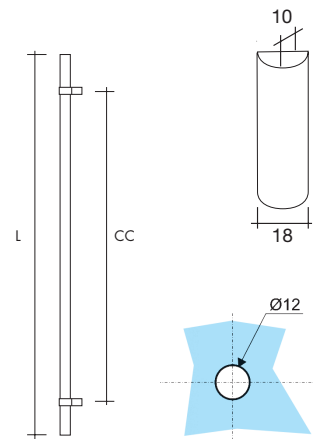
Vidrio 8/10 mm

**DOBLE**

C.C. = 120 L = 180

Acabados:

Inox brillo	<b>1054 IB</b>
Inox mate	<b>1054 IM</b>



AISI-304

### TIRADOR CORREDERA Ø 60 mm

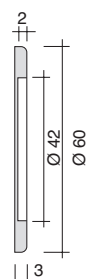
1814A

Para pegar  
Incluye adhesivo 3M VHB

**DOBLE**

**Acabados:**

Inox brillo	<b>1053.20 IB</b>
Inox mate	<b>1053.20 IM</b>



### TIRADOR CORREDERA Ø 60 mm

1815A

Para pegar  
Incluye adhesivo 3M VHB

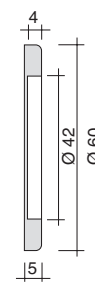
**DOBLE**

**Acabados:**

Inox brillo	<b>1053.21 IB</b>
Inox mate	<b>1053.21 IM</b>
Negro mate	<b>1053.21 NE</b>
Blanco mate	<b>1053.21 BL</b>



Negro mate



### TIRADOR CORREDERA 60 x 40 mm

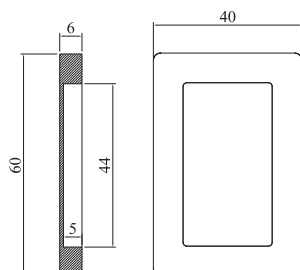
1866A

Para pegar  
Incluye adhesivo 3M VHB

**DOBLE**

**Acabados:**

Inox brillo	<b>1087.20 IB</b>
Inox mate	<b>1087.20 IM</b>



### TIRADOR CORREDERA 50 x 50 mm

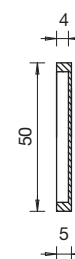
1818A

Para pegar  
Incluye adhesivo 3M VHB

**DOBLE**

**Acabados:**

Inox brillo	<b>1055.21 IB</b>
Inox mate	<b>1055.21 IM</b>





AISI 316

**TIRADOR DOBLE**

Para pegar

**L = 120**

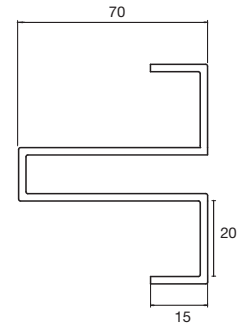
Acabados:

Vidrio 8 mm	Inox brillo Inox mate	<b>1076 IB</b> <b>1076 IM</b>
Vidrio 10 mm	Inox brillo Inox mate	<b>1076.1 IB</b> <b>1076.1 IM</b>
Vidrio 12 mm	Inox brillo Inox mate	<b>1076.2 IB</b> <b>1076.2 IM</b>

**L = 300**

Acabados:

Vidrio 8 mm	Inox brillo Inox mate	<b>1076.3 IB</b> <b>1076.3 IM</b>
Vidrio 10 mm	Inox brillo Inox mate	<b>1076.4 IB</b> <b>1076.4 IM</b>
Vidrio 12 mm	Inox brillo Inox mate	<b>1076.5 IB</b> <b>1076.5 IM</b>



1844  
1843  
1845  
1847  
1846  
1848

**TIRADOR DOBLE**

Para pegar

**L = 120**

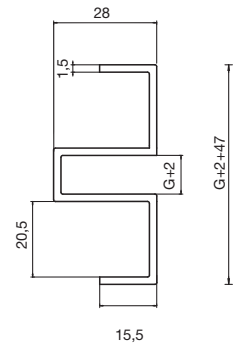
Acabados:

Vidrio 8 mm	Inox brillo Inox mate	<b>1058 IB</b> <b>1058 IM</b>
Vidrio 10 mm	Inox brillo Inox mate	<b>1058.1 IB</b> <b>1058.1 IM</b>
Vidrio 12 mm	Inox brillo Inox mate	<b>1058.2 IB</b> <b>1058.2 IM</b>

**L = 2200**

Acabados:

Vidrio 10 mm	Inox brillo Inox mate	<b>1058.6 IB</b> <b>1058.6 IM</b>
Vidrio 12 mm	Inox brillo Inox mate	<b>1058.7 IB</b> <b>1076.7 IM</b>



1830  
1829  
1831  
1833  
1832  
1834  
1835  
1836

**L = 400**

Acabados:

Vidrio 8 mm	Inox brillo Inox mate	<b>1058.3 IB</b> <b>1058.3 IM</b>
Vidrio 10 mm	Inox brillo Inox mate	<b>1058.4 IB</b> <b>1058.4 IM</b>
Vidrio 12 mm	Inox brillo Inox mate	<b>1058.5 IB</b> <b>1058.5 IM</b>

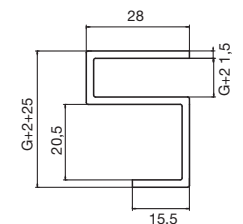
**TIRADOR SIMPLE**

Para pegar

**L = 120**

Acabados:

Vidrio 8 mm	Inox brillo Inox mate	<b>1057 IB</b> <b>1057 IM</b>
Vidrio 10 mm	Inox brillo Inox mate	<b>1057.1 IB</b> <b>1057.1 IM</b>
Vidrio 12 mm	Inox brillo Inox mate	<b>1057.2 IB</b> <b>1057.2 IM</b>



1827  
1826  
1828

## 6.2 - UÑEROS Y TIRADORES PARA CORREDERAS

Vidrio 8/10/12 mm

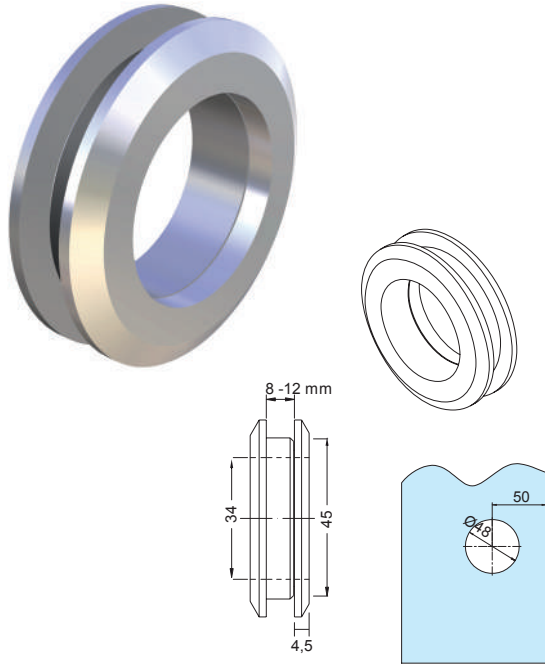
### TIRADOR CORREDERA PASANTE Ø 55 mm

Material: Aluminio

**DOBLE**

Acabados:

Inox brillo	2982 PB
Inox mate	2982 PM



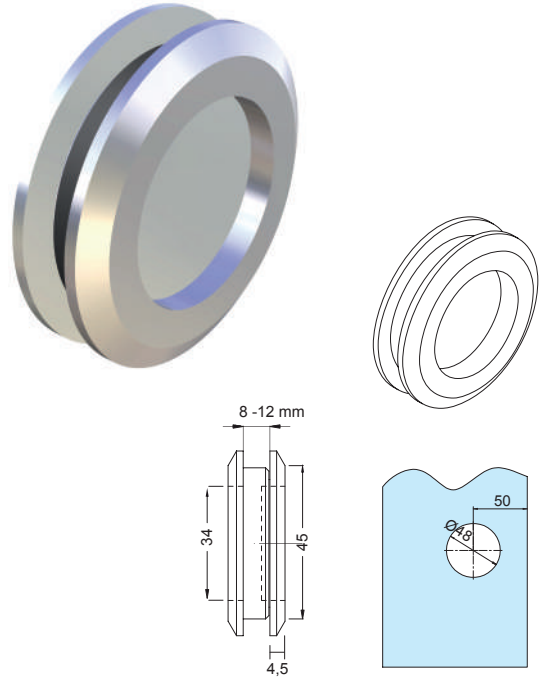
### TIRADOR CORREDERA CIEGO Ø 55 mm

Material: Aluminio

**DOBLE**

Acabados:

Inox brillo	2983 PB
Inox mate	2983 PM



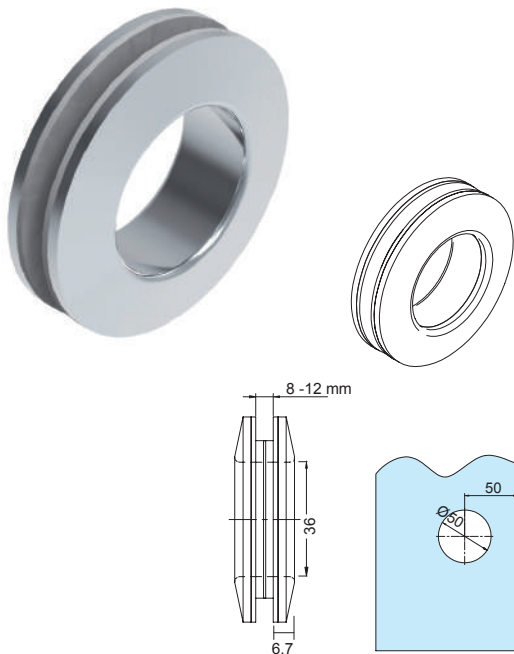
### TIRADOR CORREDERA PASANTE Ø 65 mm

Material: Aluminio

**DOBLE**

Acabados:

Plata mate	2984 PM
------------	---------



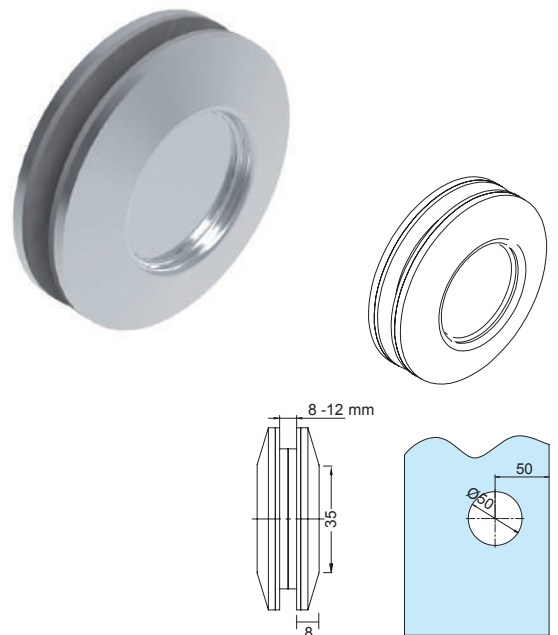
### TIRADOR CORREDERA CIEGO Ø 65 mm

Material: Aluminio

**DOBLE**

Acabados:

Plata mate	2985 PM
------------	---------



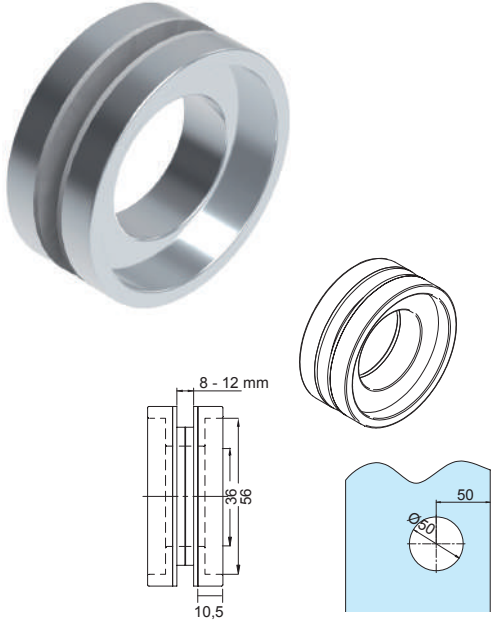
**TIRADOR CORREDERA PASANTE Ø 65 mm**

Material: Aluminio

**DOBLE**

Acabados:

Plata mate	2986 PM
------------	---------



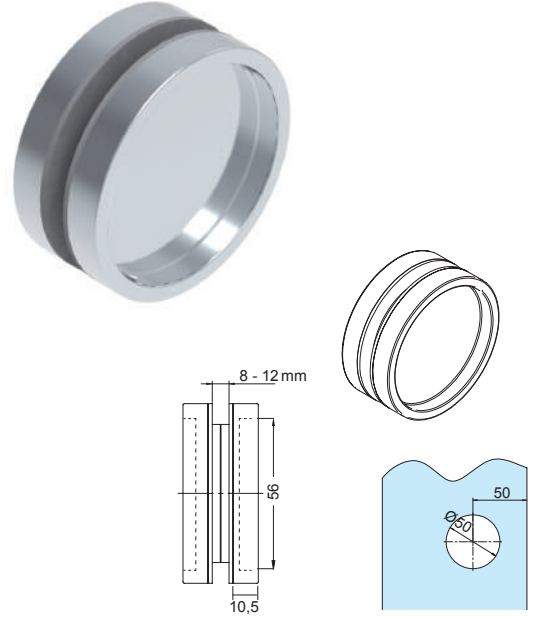
**TIRADOR CORREDERA CIEGO Ø 65 mm**

Material: Aluminio

**DOBLE**

Acabados:

Plata mate	2987 PM
------------	---------



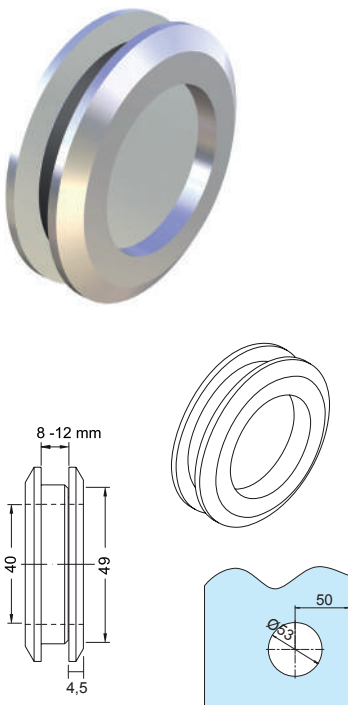
**TIRADOR CORREDERA CIEGO Ø 65 mm**

Material: inox

**DOBLE**

Acabados:

Inox mate	2988 IM
-----------	---------




**TIRADOR CORREDERA CIEGO Ø 50 mm**

Material: Aluminio

**DOBLE**

Acabados:

Plata mate	2993 PM
------------	---------



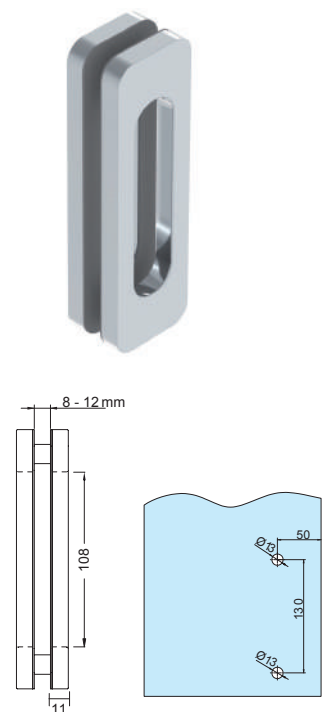
**TIRADOR CORREDERA RECTANGULAR 160 x 46 mm**

Material: Aluminio

**DOBLE**

Acabados:

Plata mate	2994 PM
------------	---------



### TIRADOR UÑERO DOBLE ALUMINIO

Ø 60 x 10mm **NOVEDAD**

Autoadhesivo

Incluye plantilla para centrar

**DOBLE**

Acabados:

Inox brillo	2992 IB
Plata mate	2992 PM
Negro mate	2992 NE



### TIRADOR CORREDERA INOX DOBLE


Ø 70 x 6 mm

Autoadhesivo

**DOBLE**

Acabados:

Inox mate	2997 IM
-----------	---------



### TIRADOR CORREDERA INOX DOBLE


150 x 65 x 6 mm

Autoadhesivo

**DOBLE**

Acabados:

Inox mate	2996 IM
-----------	---------



### TIRADOR CORREDERA INOX DOBLE

150 x 25 x 6 mm

Autoadhesivo

**DOBLE**

Acabados:

Inox mate	2999 IM
-----------	---------



AISI-304

**TIRADOR CORREDERA DOBLE 75 X 75 mm**

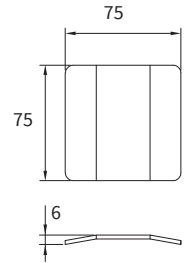
Para pegar  
Incluye adhesivo 3M

**Acabados:**

Inox mate	1200 IM
-----------	---------



0282075S25



**TIRADOR CORREDERA DOBLE 150 X 75 mm**

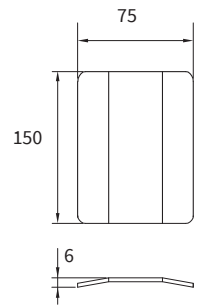
Para pegar  
Incluye adhesivo 3M

**Acabados:**

Inox mate	1201 IM
-----------	---------



0282150S25



**TIRADOR CORREDERA DOBLE 50 X 50 mm**

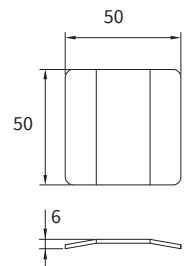
Para pegar  
Incluye adhesivo 3M

**Acabados:**

Inox mate	1202 IM
-----------	---------



0283050S25



**TIRADOR CORREDERA DOBLE 150 X 50 mm**

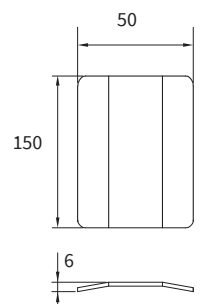
Para pegar  
Incluye adhesivo 3M

**Acabados:**

Inox mate	1203 IM
-----------	---------



0283150S25



**MADERA**

**TIRADOR CORREDERA DOBLE**

Para pegar  
Incluye adhesivo 3M

**Acabados:**

**Ø 65 mm**

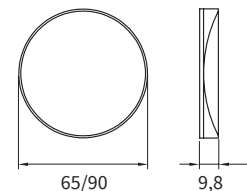
Maple	<b>1210</b>
Roble	<b>1211</b>
Nogal	<b>1212</b>

**Ø 90 mm**

Maple	<b>1213</b>
Roble	<b>1214</b>
Nogal	<b>1215</b>



- 0287065W15
- 0287065W16
- 0287065W17
- 0287090W15
- 0287090W16
- 0287090W17



**TIRADOR CORREDERA DOBLE**

**65 X 65 mm**

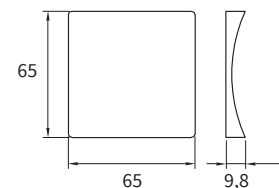
Para pegar  
Incluye adhesivo 3M

**Acabados:**

Maple	<b>1216</b>
Roble	<b>1217</b>
Nogal	<b>1218</b>



- 0288065W15
- 0288065W16
- 0288065W17



**TIRADOR CORREDERA DOBLE**

**150 X 50 mm**


Para pegar  
Incluye adhesivo 3M

**Acabados:**

Maple	<b>1219</b>
Roble	<b>1220</b>
Nogal	<b>1221</b>



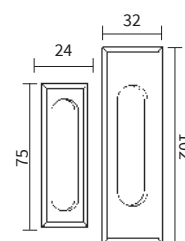
- 0289150W15
- 0289150W16
- 0289150W17



**TIRADOR VITRINA  
AUTOADHESIVO EXTRAPLANO**

Translúcido

Pequeño	<b>638</b>
Grande	<b>638.1</b>



MODELO TEMPO



TEMPO

Es un elegante tirador con una pequeña curva en su parte central que otorga confort y suavidad. Una precisa ergonomía para que se necesite solo unos dedos para mover una puerta suavemente, al ritmo de su usuario.

El juego de tiradores está disponible para ser atornillado o pegado.



POMOS Y TIRADORES

UÑEROS Y TIRADORES PARA CORREDERAS | MODELO TEMPO

PARA PUERTAS DE MADERA

L = 300 mm

35/45mm espesor

Acabados:

Anonizado silver	<b>2302 PL</b>
Negro	<b>2302 NE</b>

L = 700 mm

35/45mm espesor

Acabados:

Anonizado silver	<b>2303 PL</b>
Negro	<b>2303 NE</b>

PARA PUERTAS DE VIDRIO

L = 300 mm

Autoadhesivo

Acabados:

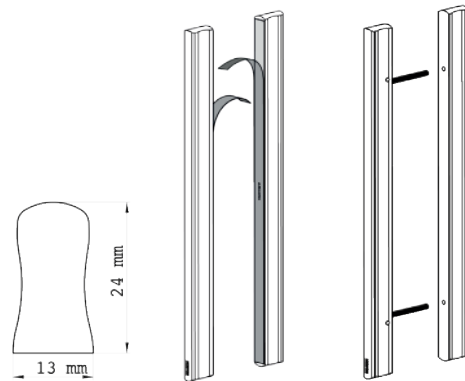
Anonizado silver	<b>2306 PL</b>
Negro	<b>2306 NE</b>

L = 700 mm

Autoadhesivo

Acabados:

Anonizado silver	<b>2307 PL</b>
Negro	<b>2307 NE</b>



- 1203
- 1273
- 1207
- 1277
- 1213
- 1283
- 1217
- 1287

JUEGO TIRADOR CORREDERA

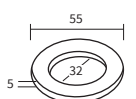
PARA PEGAR

Doble

**2305**



2971



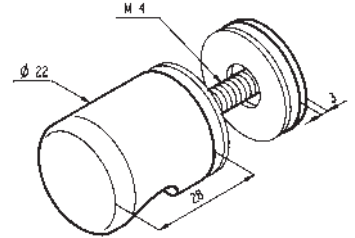
6.3 - POMOS

**POMO SIMPLE Ø 22 mm**

3249.0

**Características técnicas:**

- Vidrio 4/8 mm
- Montaje con taladro Ø 6 mm
- Material: latón
- Se suministra con 2 juntas PVC traslúcidas de 1 mm de espesor
- Apriete del pomo por el interior con tornillo



**Acabados:**

Plata brillo	<b>1710 PB</b>
Plata mate	<b>1710 PM</b>
Efecto inox mate	<b>1710 IN</b>

**POMO DOBLE Ø 22 mm**

3250.0

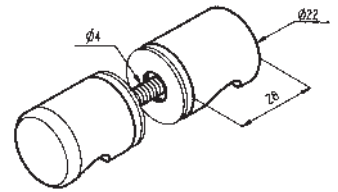
Vidrio 4/8 mm

3267.0

Montaje con taladro Ø 6 mm

**Acabados:**

Plata brillo	<b>1711 PB</b>
Plata mate	<b>1711 PM</b>
Efecto inox mate	<b>1711 IN</b>



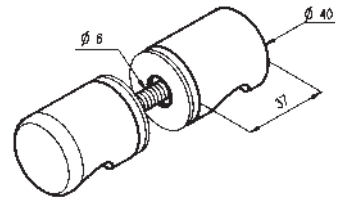
**POMO DOBLE Ø 40 mm**

Vidrio 6/12 mm

Montaje con taladro Ø 8 mm

**Acabados:**

Plata brillo	<b>1714 PB</b>
Plata mate	<b>1714 PM</b>
Lacado blanco	<b>1714 BL</b>
Efecto inox mate	<b>1714 IN</b>



**POMO SIMPLE Ø 45 mm**

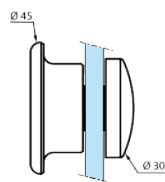
3259.0

Vidrio 6/8/10 mm

Montaje con taladro Ø 16 mm

**Acabados:**

Plata brillo	<b>1713.1 PB</b>
Plata mate	<b>1713.1 PM</b>
Efecto inox mate	<b>1713.1 IN</b>



**POMO DOBLE Ø 40 mm**

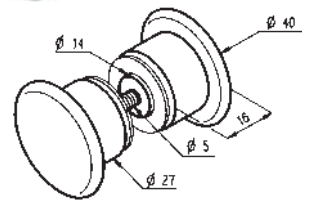
3266.0

Vidrio 6/8/10 mm

Montaje con taladro Ø 16 mm

**Acabados:**

Plata brillo	<b>1713 PB</b>
Plata mate	<b>1713 PM</b>
Efecto inox mate	<b>1713 IN</b>
Negro	<b>1713 NE</b>



**POMO DOBLE 30 mm**

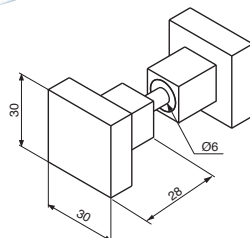
3666.0

Vidrio 6/8/10 mm

Montaje con taladro Ø 8 mm

**Acabados:**

Plata brillo	<b>1704 PB</b>
Plata mate	<b>1704 PM</b>
Negro	<b>1704 NE</b>



**POMO DOBLE Ø 32 mm**

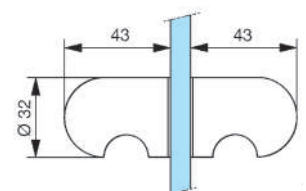
3066.0

Vidrio 6/8/10 mm

Montaje con taladro Ø 10 mm

**Acabados:**

Plata brillo	<b>1712.1 PB</b>
Plata mate	<b>1712.1 PM</b>
Efecto inox mate	<b>1712.1 IN</b>





Vidrio 6 a 12 mm

**POMO MESTRAL**

Ø 35 mm

Acabados:

**DOBLE**

Plata brillo	<b>4290.1 PB</b>
--------------	------------------

**SIMPLE**

Plata brillo	<b>4290.2PB</b>
--------------	-----------------

Ø 50 mm

Acabados:

**DOBLE**

Plata brillo	<b>4290.3 PB</b>
Inox brillo	<b>4290.3 IB</b>
Inox mate	<b>4290.3 IM</b>

**SIMPLE**

Plata brillo	<b>4290.4 PB</b>
Inox brillo	<b>4290.4 IB</b>
Inox mate	<b>4290.4 IM</b>

Ø 60 mm

Acabados:

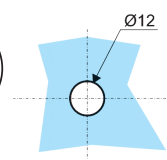
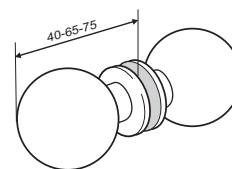
**DOBLE**

Plata brillo	<b>4290.5 PB</b>
Inox brillo	<b>4290.5 IB</b>
Inox mate	<b>4290.5 IM</b>

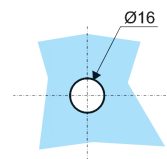
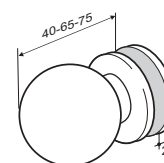
**SIMPLE**

Plata brillo	<b>4290.6 PB</b>
Inox brillo	<b>4290.6 IB</b>
Inox mate	<b>4290.6 IM</b>

\* Opción acabado plata mate veloux bajo pedido



Mestral Ø 35



Mestral Ø 50 y Ø 60

**POMO LLEVANT Ø 50 mm**

Acabados:

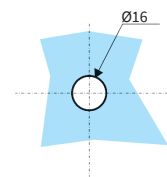
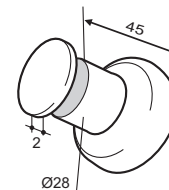
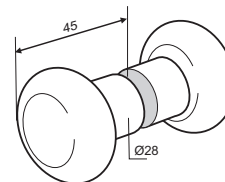
**DOBLE**

Inox brillo	<b>4295.3 IB</b>
Inox mate	<b>4295.3 IM</b>

**SIMPLE**

Inox brillo	<b>4295.4 IB</b>
Inox mate	<b>4295.4 IM</b>

\* Opción acabado plata mate veloux bajo pedido



Llevant Llevant - S

**POMO XALOC Ø 35 mm**

Acabados:

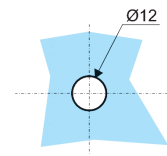
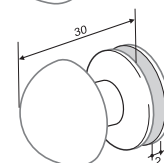
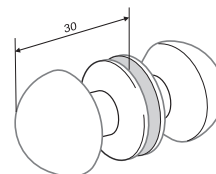
**DOBLE**

Plata brillo	<b>4294.1 PB</b>
--------------	------------------

**SIMPLE**

Plata brillo	<b>4294.2 PB</b>
--------------	------------------

\* Opción acabado plata mate veloux bajo pedido



Xaloc Xaloc - S

Vidrio 6 a 12 mm

## POMO GREGAL Ø 35 mm

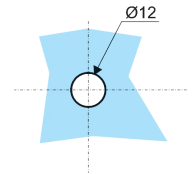
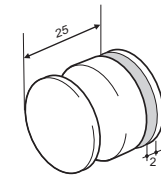
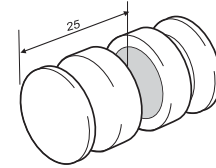
Acabados:

**DOBLE**

Plata brillo	<b>892.2 PB</b>
Plata mate veloux	<b>892.2 PM</b>
Blanco	<b>892.2 BL</b>
Negro	<b>892.2 NE</b>
Efecto inox mate	<b>892.2 IN</b>

**SIMPLE**

Plata brillo	<b>892.1 PB</b>
Plata mate veloux	<b>892.1 PM</b>
Blanco	<b>892.1 BL</b>



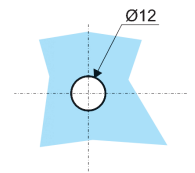
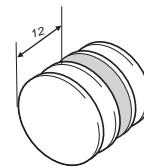
Gregal  
Gregal - S

## POMO PONENT Ø 35 mm

**DOBLE**

Acabados:

Plata brillo	<b>4291.2 PB</b>
Plata mate veloux	<b>4291.2 PM</b>



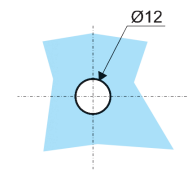
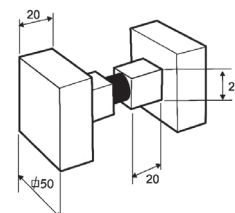

Ponent

## POMO TRAMUNTANA 50 mm

**DOBLE**

Acabados:

Plata brillo	<b>4276 PB</b>
--------------	----------------



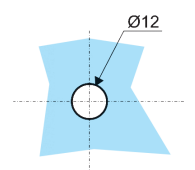
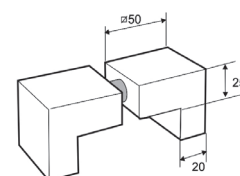
Tramuntana

## POMO MITJORN 50 mm

**DOBLE**

Acabados:

Plata brillo	<b>4277 PB</b>
--------------	----------------



Mitjorn

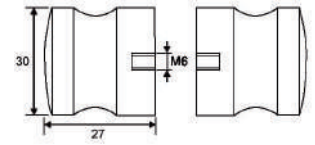
**POMOS Ø 30 mm**

Taladro Ø 12 mm

P1000

**Acabados:**

Plata brillo	<b>5685 PB</b>
Efecto inox mate	<b>5685 IN</b>
Negro	<b>5685 NE</b>



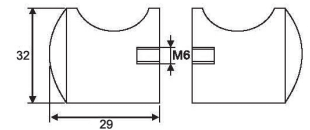
**POMOS Ø 32 mm**

Taladro Ø 12 mm

P3000

**Acabados:**

Plata brillo	<b>5687 PB</b>
Efecto inox mate	<b>5687 IN</b>



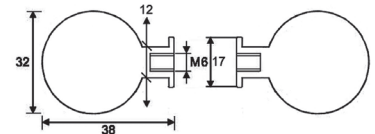
**POMOS Ø 32 mm**

Taladro Ø 12 mm

P4000

**Acabados:**

Plata brillo	<b>5688 PB</b>
Efecto inox mate	<b>5688 IN</b>



**ESTAMOS A TU DISPOSICIÓN  
PARA CUALQUIER CONSULTA**

Teléfono: 934 10 36 00 | Fax: 934 10 36 09  
 vitrum@vitrum.es | pedidos@vitrum.es | www.vitrum.es

**INOX** Vidrio 6/8/10/12 mm

### POMO 16 x 25 mm

AISI-304

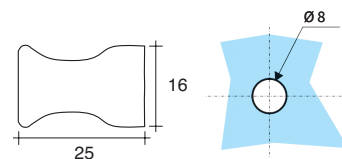
**DOBLE**

Acabados:

Inox brillo	<b>889.5J IB</b>
Inox mate	<b>889.5J IM</b>

**SIMPLE**

**889.5**



1901

### POMO 30 x 25 mm

AISI-304

**DOBLE**

Inox brillo	<b>889.6J IB</b>
Inox mate	<b>889.6J IM</b>
Negro mate	<b>889.6J NE</b>

**SIMPLE**

**889.6**

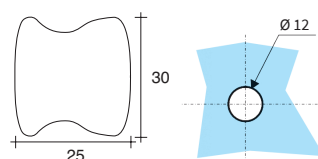
AISI-316

**DOBLE**

Inox brillo	<b>889.56J IB</b>
Inox mate	<b>889.56J IM</b>

**SIMPLE**

**889.56**



1902  
1908

### POMO 25 x 25 x 40 mm

AISI-304

**DOBLE**

Inox brillo	<b>1056 IB</b>
Inox mate	<b>1056 IM</b>
Negro mate	<b>1056 NE</b>

**SIMPLE**

**1056.1**

### POMO 35 x 35 x 42 mm

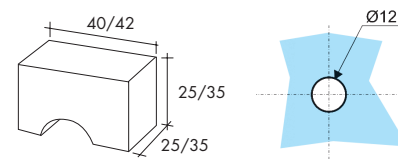
AISI-304

**DOBLE**

Inox brillo	<b>1056.2 IB</b>
Inox mate	<b>1056.2 IM</b>
Negro mate	<b>1056.2 NE</b>

**SIMPLE**

**1056.3**



1906  
1907

### POMO

AISI-304

**A = 34 B = 22 L = 34**

**DOBLE**

Inox brillo	<b>889.7J IB</b>
Inox mate	<b>889.7J IM</b>

**SIMPLE**

**889.7**

**A = 48 B = 29 L = 41**

**DOBLE**

Inox brillo	<b>889.8J IB</b>
Inox mate	<b>889.8J IM</b>

**SIMPLE**

**889.8**

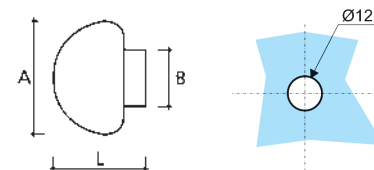
**A = 59 B = 30 L = 50**

**DOBLE**

Inox brillo	<b>889.9J IB</b>
Inox mate	<b>889.9J IM</b>

**SIMPLE**

**889.9**



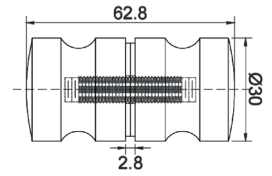
1903  
1904  
1905

**POMO INOX Ø 30 mm**

AISI-304

**DOBLE**

Inox brillo	<b>5761 IB</b>
Inox mate	<b>5761 IM</b>
Negro mate	<b>5761 NE</b>



**POMO INOX**

Tornillo de Ø 4 mm

**Acabados:**

**Ø 20 mm**

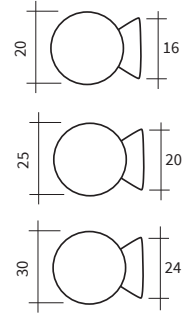

Inox brillo	<b>889.1 IB</b>
Inox mate	<b>889.1 IM</b>

**Ø 25 mm**

Inox brillo	<b>889.2 IB</b>
Inox mate	<b>889.2 IM</b>

**Ø 30 mm**

Inox brillo	<b>889.3 IB</b>
Inox mate	<b>889.3 IM</b>



**POMO METAL**

Tornillo de Ø 4 mm

**Acabados:**

**Ø 18 mm**

Plata brillo	<b>890 PB</b>
Plata mate	<b>890 PM</b>
Oro brillo	<b>890 OB</b>

**Ø 28 mm**

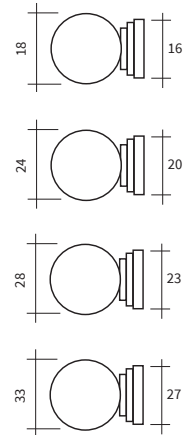
Plata brillo	<b>890.2 PB</b>
Plata mate	<b>890.2 PM</b>
Oro brillo	<b>890.2 OB</b>

**Ø 24 mm**

Plata brillo	<b>890.1 PB</b>
Plata mate	<b>890.1 PM</b>
Oro brillo	<b>890.1 OB</b>

**Ø 33 mm**

Plata brillo	<b>890.3 PB</b>
Plata mate	<b>890.3 PM</b>
Oro brillo	<b>890.3 OB</b>



**POMO FACETADO Ø 30 mm**

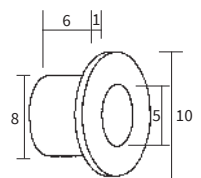
Tornillo de Ø 4 mm

Acabado base latón

**Acabados:**

Oro	<b>980 OR</b>
Plata	<b>980 PL</b>

\* Incluye distanciador Ref. 960



\*Distanciador Ref.960

**POMO "FOLD" INOX Ø 30 mm**

Para puertas abatibles y correderas

Sin muesca

Vidrio 10 mm

**Acabados:**

Inox brillo	<b>894.1 IB</b>
-------------	-----------------

